

Flexible and Durable Activations for Multiple Systems



The newly redesigned 525 Series of service fittings provide a new look coupled with the same dependable service that has become a hallmark of the Walker 500 Series fitting line. Built to replace the current 500 and 505 Series fittings, the 525 Series four-piece design delivers the flexibility of interchangeable faceplates and the durability to withstand multiple moves, adds and changes. These fittings can be applied to [®]Walkerduct Pro Series, Walkerduct[®] Underfloor Duct, Flushduct[®] and Walker 800 Series Floor Boxes. The 525 Series fittings are made from die-cast aluminum with a brushed satin finish. Each pedestal provides a single service, with multiple fittings required for two or more services. This line of fittings is ideal for use in schools, commercial office spaces and in labs.

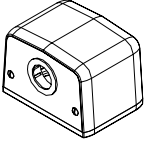
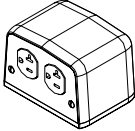
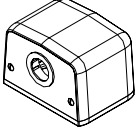
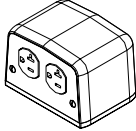
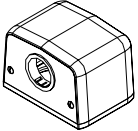
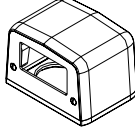
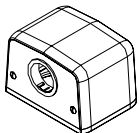
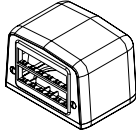
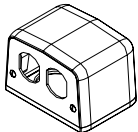
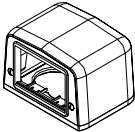
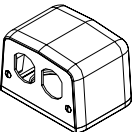


525 Series Fittings provide single service wiring solutions.

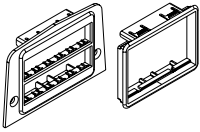
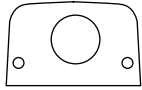
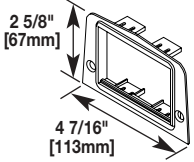
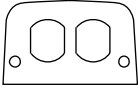
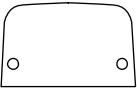
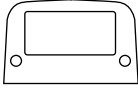

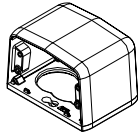
Features & Benefits

- **All 525 Series Fittings are UL Listed to U.S. and Canadian underfloor duct safety standards.**
- **Enlarged baseplate openings.** Two openings in the baseplate have been enlarged to accept 1 1/4" [32mm] locking nipple. Third opening accepts 1" [25mm] locking nipple. Provides greater wiring capacity.
- **Unique 3-position baseplate.** Allows fitting to be centered or adjusted 3/4" [19.1mm] to one side of center. This integral flexibility permits the fitting to be placed clear of furniture, equipment or adjacent fittings.
- **Interchangeable faceplates.** The 525 Series uses the same faceplates as the previous 505 Series four-piece fittings. Functional changes are now as simple as changing faceplates instead of entire activations.
- **Die-cast aluminum with satin finish.** Durable construction provides a fitting that performs and maintains a good appearance after years of service.
- **Datacom connectivity options.** Accepts industry standard and proprietary devices from a wide range of manufacturers to provide a seamless and aesthetically pleasing interface for voice, data, audio, and video applications at the point of use.
- **Flexible four-piece design.** Accommodates two removable faceplates. Choices include blank, power and communication styles. Reduces labor cost for making moves and changes.
- **New housing design.** Reduces the amount of visible lines and angles, improving aesthetic impact.


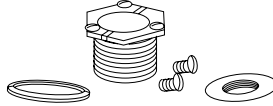

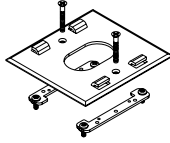

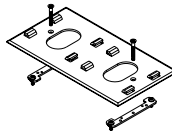
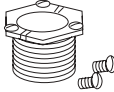
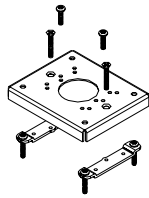
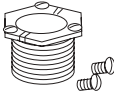
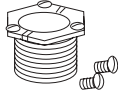


Four-Piece Service Fittings

Catalog No./Item	Description/Specifications	Catalog No./Item	Description/Specifications
525A	 Service Fitting – 1" [25mm] I.D. grommet one side.	525H	 Service Fitting – 20A, 125V duplex receptacle, one side.
525B	 Service Fitting – 1" [25mm] I.D. grommet both sides.	525I	 Service Fitting – 20A, 125V duplex receptacle, both sides.
525C	 Service Fitting – 1 1/4" [32mm] I.D. grommet one side.	525J	 Service Fitting – Decora or GFI receptacle opening, one side.
525D	 Service Fitting – 1 1/4" [32mm] I.D. grommet both sides.	525RT	 Service Fitting – Includes faceplate with opening, one side. <ul style="list-style-type: none"> Ortronics Series II and TracJack bezels included.
525F	 Service Fitting – Duplex receptacle opening, one side.	525ACT	 Service Fitting – Includes faceplate with opening, one side. <ul style="list-style-type: none"> Activate CM-MAB bezel included.
525G	 Service Fitting – Duplex receptacle opening, both sides		

525 Series Accessories

Catalog No./Item	Description/Specifications	Catalog No./Item	Description/Specifications																																	
500RT	 Faceplate – Single opening. <ul style="list-style-type: none"> Ortronics Series II and TracJack bezels included. 	500SP-	 Faceplate – Single opening. Suffix indicates hole diameter. <table border="1" style="margin-top: 10px;"> <thead> <tr> <th>SUFFIX</th> <th colspan="2">HOLE DIAMETER</th> </tr> </thead> <tbody> <tr> <td>1/2</td> <td>1/2"</td> <td>[12.7mm]</td> </tr> <tr> <td>7/8</td> <td>7/8"</td> <td>[22.2mm]</td> </tr> <tr> <td>1.0625</td> <td>1.0625"</td> <td>[27mm]</td> </tr> <tr> <td>1 1/8</td> <td>1 1/8"</td> <td>[29mm]</td> </tr> <tr> <td>1.39</td> <td>1.39"</td> <td>[35mm]</td> </tr> <tr> <td>1 7/16</td> <td>1 7/16"</td> <td>[37mm]</td> </tr> <tr> <td>1 1/2</td> <td>1 1/2"</td> <td>[38mm]</td> </tr> <tr> <td>1 9/16</td> <td>1 9/16"</td> <td>[40mm]</td> </tr> <tr> <td>1 5/8</td> <td>1 5/8"</td> <td>[41mm]</td> </tr> <tr> <td>2</td> <td>2"</td> <td>[51mm]</td> </tr> </tbody> </table>	SUFFIX	HOLE DIAMETER		1/2	1/2"	[12.7mm]	7/8	7/8"	[22.2mm]	1.0625	1.0625"	[27mm]	1 1/8	1 1/8"	[29mm]	1.39	1.39"	[35mm]	1 7/16	1 7/16"	[37mm]	1 1/2	1 1/2"	[38mm]	1 9/16	1 9/16"	[40mm]	1 5/8	1 5/8"	[41mm]	2	2"	[51mm]
SUFFIX	HOLE DIAMETER																																			
1/2	1/2"	[12.7mm]																																		
7/8	7/8"	[22.2mm]																																		
1.0625	1.0625"	[27mm]																																		
1 1/8	1 1/8"	[29mm]																																		
1.39	1.39"	[35mm]																																		
1 7/16	1 7/16"	[37mm]																																		
1 1/2	1 1/2"	[38mm]																																		
1 9/16	1 9/16"	[40mm]																																		
1 5/8	1 5/8"	[41mm]																																		
2	2"	[51mm]																																		
500ACT	 2 5/8" [67mm] 4 7/16" [113mm] Faceplate – Single opening. <ul style="list-style-type: none"> Activate CM-MAB bezel included. 	500DR	 Faceplate – For single duplex receptacle.																																	
500B	 Faceplate – Blank.	500-GFI	 Faceplate – For Decora or GFI device.																																	
500T	 Faceplate – 1" [25mm] I.D. grommeted hole.	525HB	 Housing and Base Plate – Only.																																	

Activation Accessories

Catalog No./Item	Description/Specifications	Catalog No./Item	Description/Specifications
436-2-7/8 [22.2mm] -11/2 [38mm] -2 [51mm] -23/8 [60mm] -3 [76mm]	Afterset Inserts for Duct – 2" [51mm] IPS. 2 1/2" [64mm] core drill size; 2 1/4" [57mm] hole saw size. Suffix denotes height.	825SFCK	Conversion Kit – To attach service fitting to 800 Series floor boxes. Includes 825C Ring, 1124L-1 Locking Nipple, and 825P-1 Adapter.
			
424-3/4 [19.1mm] -1 [25mm]	Extensions – For 2" [51mm] IPS preset or afterset inserts. Suffix denotes height of extension.	430S505	Single Trim Plate – To attach fitting to Walkerdect Pro Series Preset. Base of 525 fitting not needed.
			
1126A-1/4 [6.4mm] -3/4 [19.1mm] -1 [25mm] -11/4 [32mm] -11/2 [38mm]	Adapter – To change 2" [51mm] IPS preset or afterset to reduced opening size. Suffix denotes opening size.	431D505	Double Trim Plate – To attach two fittings to Walkerdect Pro Series Presets. Base of 525 fitting not needed.
			
1124-1 [25mm] 1124L-1 [25mm]	Locking Nipple – For 1" [25mm] IPS opening; 1" [25mm] long. Locking Nipple – For 1" [38mm] IPS opening; 1 1/2" [38mm] long.	428B525	Flush Carpet Plate – To attach to Walkerdect Pro Series Plate. Includes hardware.
			
1124-11/4 [38mm] 1124L-11/4 [38mm]	Locking Nipple – For 1 1/4" [32mm] IPS opening; 1" [25mm] long. Locking Nipple – For 1 1/4" [32mm] IPS opening; 1 1/2" [38mm] long.		
			
1124F-1 [25mm]	Locking Nipple – For 1" [25mm] IPS opening; 5/8" [16mm] long. For use on Flushduct Infloor Raceway.		
			
1043B (Brass) 1043S (Stainless Steel)	Blanking Plates – For 2" [51mm] IPS. 3 1/2" [89mm] diameter top plate.		
			
455F-1	Outlet Flange – For 1 5/8" [241mm] diameter opening on Flushduct Infloor Raceway. Accepts 1" [25mm] locking nipple.		
			

Cross Reference	
OLD CATALOG NUMBER	NEW CATALOG NUMBER
505A, 501E	525A
505ACT	525ACT
505B, 502E	525B
505C, 503E	525C
505F	525F
505G	525G
505H, 523E	525H
505HB	525HB
505I	525I
505J	525J
505RT	525RT

To Wiremold.com

Guide Form Specs
CAD Drawings Available

Datacom Connectivity Options

Now you have a wide range of options for providing datacom connectivity into Wiremold® Cable Management Systems. They are:

- Ortronics® TracJack® and Series II Modular Connectivity Solutions
- Pass & Seymour Activate™ Modular Inserts
- Open System Communication Modules

ORT	ORT	ORT
P&S	P&S	P&S
OPEN	OPEN	OPEN

Use these icons to determine connectivity options for each Wiremold System component:

ORT
P&S
OPEN

Ortronics® Connectivity

TracJack® Individual Jack System

- Front-loading, snap-in design supports future moves adds and changes
- Inserts for voice, data, audio, and video
- Available Category 3, 5e, 6, USOC 6-position, and other media
- Choice of 13 colors and color matched to Wiremold Systems
- Universal T568A/B wiring format



Series II Front-Loading, Module System

- Module design features easy snap-in front-loading design
- Linear 110 punch down format for easy termination
- Inserts for voice, data, audio, and video
- Available Category 3, 5e, 6, USOC 6-position, and other media
- Color matched to Wiremold Systems



For detailed product selection refer to the Ortronics Catalog or visit www.ortronics.com.

ORT
P&S
OPEN

Pass & Seymour Legrand Network Wiring

Activate™ Series Front-Loading Inserts

- Modular inserts for voice, data, audio and video applications
- Front-load, snap-in design
- Color and texture matched to Wiremold Systems
- Available Category 3, 5e, 6, as well as 6-position USOC
- Universal T568A/B wiring format



For detailed product selection refer to the Pass & Seymour Network Wiring Catalog or visit www.passandseymour.com.

ORT
P&S
OPEN

Open Connectivity Solutions

Wiremold Open System Communications Modules

- Accommodate a wide range of manufacturers' communications outlets including keystone jacks, as well as proprietary solutions from Avaya (Lucent) and NORDX
- Modules insert into a wide range of Wiremold Systems
- Pre-punched faceplates accept common communication devices



NOTE: For more information on integrating connectivity into Wiremold Cable Management Systems contact the Wiremold Applications Engineering Team or your local Wiremold Sales Representative.

WIREMOLD



Wiremold / Legrand
U.S. and International:
60 Woodlawn Street • West Hartford, CT 06110
1-800-621-0049 • FAX 860-232-2062 • Outside U.S. 860-233-6251
Canada:
570 Applewood Crescent • Vaughan, Ontario L4K 4B4
1-800-723-5175 • FAX 905-738-9721

