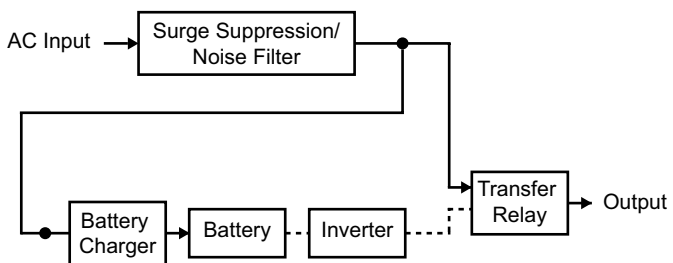


Selecting a UPS

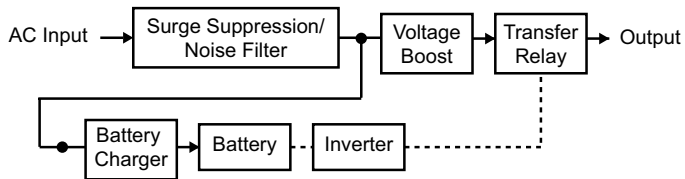
The SolaHD UPS product line consists of four topologies and classes of power protection:

DC topology provides cost effective, efficient back-up power for 24 Vdc applications. The SolaHD DC UPS will support the load during AC power loss or power supply failure.

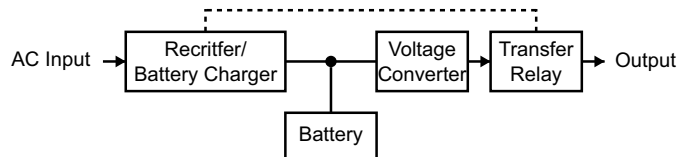
Off-Line topology (also called stand-by) is a cost-effective UPS choice for small, less critical, stand-alone applications such as isolated PLC, PCs and peripherals. Network communications are a useful option.



Line-Interactive topology provides highly effective power conditioning plus battery back-up. This is particularly applicable in areas where power outages are rare, but where there are frequent power fluctuations. Network communications are available and sometime necessary.



The **On-Line** alternative provides the highest levels of power protection, conditioning and power availability. True on-line topology is accomplished with double conversion technology. Network communications are often necessary to protect mission-critical applications.



How to choose the appropriate UPS for your application:

1. Add up the maximum electrical power requirements for all equipment to be protected. To obtain the power rating, multiply: Volts x Amps = VA. Volt and Amp ratings can be found on the nameplate of your equipment.

Equipment to be Protected	Volts	Amperes	VA (Volts x Amperes)
_____	_____	_____	_____
_____	_____	_____	_____
_____	_____	_____	_____
_____	_____	_____	_____
_____	_____	_____	_____
_____	_____	_____	_____
_____	_____	_____	_____
Subtotal (VA)			_____
Future Growth (VA) *			_____
Total VA [Subtotal (VA) + Future Growth (VA)] _____			
Total Watts **			_____
Appropriate Model			
(Based on both Total VA and Watts Calculations) _____			

2. Choose the level of protection appropriate to your application from Table 1.
3. Turn to the series indicated at the top of the matrix for sizes, specifications and other ordering information.

* When sizing the UPS, allow for future expansion. If not available, it is recommended to allow for at least 25% growth.
 ** Total Watt = Total VA x Power Factor (P.F.) for AC Power only. If power factor is not available, simply multiply VA by 0.65.

Selection Table

Feature	Benefits	DC	Off-Line		Line-Interactive	On-Line	
		SDU DC	SDU AC	S1K	S3K	S4K	S5K
Power Rating	—	240-480 VA DC	500-850 VA	320-1500 VA	700-1440 VA	700 VA - 10 kVA	4 kVA - 20 kVA
Battery Back-up	Stop power interruptions from destroying data and work in progress	•	•	•	•	•	•
Surge Protection & Filtering	Prevent surges, spikes and noise from damaging your hardware		•	•	•	•	•
Voltage Regulation	Keep working during power sags, brownouts and high line voltage without draining your battery.			• (on 320, 520 & 1500 VA models only)	•	•	•
Sinewave Output	More compatible with sensitive loads				•	•	•
Extended Battery Option	Work through the longest blackouts with the extended battery option	•				•	•
Hardwired Input & Output Possible	Easy, permanent installation with less chance of "accidental" misuse.	•	•			•	•
On-Line "Zero Transfer Time" Performance	Mission-critical work requires on-line premium power protection.	•				•	•
Page Number		60	64	66	68	70	93