

# Rigid Metal Conduit, IMC or EMT Pipe Hangers



## Applications

- Unique design accommodates more sizes of conduit with fewer clamps for lower inventories.
- Suitable for Rigid, IMC and EMT.
- Suitable for conduit runs on vertical and horizontal beams.

## Material/Finish

- Malleable iron/zinc plated


## Illustrated Features

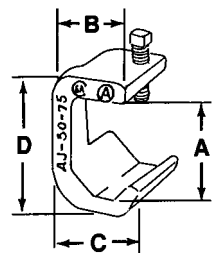


Single line of conduit running parallel to beam using "CH" hanger.



Doubles lines of conduit running perpendicular to beam using "CHD" hanger.







Catalog Number	Trade Size (Inches)	Dimensions in Inches/Millimeters				Weight Lbs./Kgs. Per 100	
		A	B	C	D		
<b>Type AJ — For Single Line Conduit</b>							
	AJ-50-75	1/2-3/4	1.75/44.5	1.31/33.3	1.53/38.9	2.44/62.0	56.30/25.54
	AJ-100	1	2.06/52.3	1.41/35.8	1.81/46.0	2.75/69.9	62.50/28.35
	AJ-125-150	1-1/4—1-1/2	2.69/68.3	2.06/52.3	2.63/66.8	3.69/93.7	115.60/52.44
	AJ-200	2	3.31/84.1	2.31/58.7	3.13/79.5	4.31/109.5	137.50/62.37



COMMERCIAL PRODUCTS: RIGID, IMC AND EMT CLAMPS AND HANGERS

Commercial Products

# Rigid Metal Conduit, IMC or EMT Pipe Hangers

	Catalog Number	Rigid Size (Inches)	EMT Size (Inches)	Dimensions in Inches/Millimeters for Conduit Opening	Weight Lbs./Kgs. Per 100
<b>CH — For Single Line Conduit</b>					
	CH-50S	1/2 — 3/4	1/2 — 3/4 — 1	0.66/16.8	77.00/34.93
	CH-125S	1	1-1/4 — 1-1/2	0.66/16.8	95.00/43.10
<b>CHD — For Double Lines of Conduit</b>					
	CH-50D	1/2 — 3/4	1/2 — 3/4 — 1	0.66/16.8	80.00/36.29
	CH-125D	1	1-1/4 — 1-1/2	0.66/16.8	107.00/48.53
<b>Single Accessories</b>					
	CHL-50	1/2 — 3/4	1/2 — 3/4 — 1	—	12.00/5.44
	CHL-125	1	1-1/4 — 1-1/2	—	30.00/13.61
<b>Double Accessories</b>					
	CHL-50D	1/2 — 3/4	1/2 — 3/4 — 1	—	16.00/7.26
	CHL-125D	1	1-1/2 — 1-1/2	—	41.00/18.60
<b>CH Clamp Body</b>					
	CH	—	Fits All Parts	0.66/16.8	65.00/29.48
<b>3/8 Inch Guy Wire Conduit Clamp Hanger — Rigid or IMC</b>					
	CH-50	1/2		—	15.00/6.80
	CH-75	3/4	For Rigid Conduit	—	15.00/6.80
	CH-100	1		—	18.00/8.16

COMMERCIAL PRODUCTS: RIGID, IMC AND EMT CLAMPS AND HANGERS

Commercial Products